

NEW URBAN DENSITY VIENNA

ACADEMIC COOPERATION: UNIVERSITY OF TECHNOLOGY VIENNA / L'VIVSKA POLYTECHNIKA

08.-12.06.2015



FROM L'VIV TO VIENNA: THE JOURNEY OF THE UKRAINIAN STUDENTS

07.06.2015

We travelled to Vienna in two groups.


One was travelling through Bratislava. We were advised to get to Bratislava by train, and then by boat on the Danube to Vienna. The trip was quite comfortable, especially enjoyable was the views from the boat. Bratislava is a small city, very similar to Lviv. In the evening from the castle there is a magnificent view of the city.

Second group was travelling through Krakow. On Saturday evening at 10 pm we left Stryiska bus station in Lviv. We crossed the border at 1 am Polish time. Then we managed to sleep until 5 am. At this time our bus was driving through the suburbs of Krakow. When we arrived at the main station in Krakow, we asked ourselves the question "where should we to leave the luggage?" and then our little group set off for a walk. The historical centre of Krakow is very similar to Lviv, but the buildings are higher. We liked the layout of the town hall in Market Square. The only thing that made us a little uneasy during the walk was the smell of sewage throughout the area.

Then we visited the Wawel Castle. City views from it are spectacular and complex looks very attractive. After, we walked some more, and then we rushed to the bus station. Buses to Katowice leave every 15 minutes, so we bought the tickets without problem and at 12.00 were already in Katowice.

However, we didn't have much time to find the bus station from which the bus goes to Vienna. We searched quickly and after 40 minutes found the desired station. It was already 14 pm, it was hot and we were exhausted and hungry.

We had a rest on the bus during the 7 hour drive to Vienna's main station. The road from the station to the hostel gave us no problems. It was easy to navigate and in the subway everything was clear. We didn't know the city at all, and still we quickly reached the desired station and then after 5 minutes we reached the hostel, where we were warmly welcomed.



DAILY REPORTS:

DAY 1 - MONDAY, 08.06.2015

The beginning of something new, we anticipated the week with excitement and intrigue. Everything started here in the Mobiles Stadtlabor on Karlsplatz. The introduction with the Viennese students was original and fun. At first we all stood in line, then in a circle and introduced ourselves. It was an interesting event that broke the ice between the two groups. We soon were well acquainted with each other and began to chat, talk and mingle.


The working site itself was an architectural treat: the mobile container boxes functioned as a great environment for creative work.

During the day we presented our precedent projects which each of us had prepared. A new method was employed in the presentation of the prepared projects, we presented the projects of the Viennese students, and they ours. It was a new, interesting, and productive experience.

The main program of the first day was to visit both of the sites and their context. First was the Verteilerkreis. The site was located in the suburbs, and was surrounded by busy roads.

Later that afternoon we went to see the other site, the Westbahnhof site. The building site itself is located above the rails, between two bridges, which connects the two sides of the nearby residential areas.

At the end of the day we had a welcome dinner at the Mobiles Stadtlabor. We all became friends and had a good time with good food and music!




DAY 2 -TUESDAY, 09.06.2015

The day started at 9 am. We chose a logo that would be the logo of our workshop. It was an interesting and quite competitive process. The best logo was chosen by common election. All logos had their own merit and were original. The logo was devised to portray information about the topic of our workshop "New urban density".

Next in the day it was a joint departure to Viennese built projects that somehow related to the idea of urban density.

The first site, we visited this day was the in vogue Aspern Seestadt project, situated in the fringes of the city. It is a completely new city, comprising predominately of residential buildings with commercial space at ground level. The main aspiration of the project is to create a new community to live and work; to create a functioning smart city. After this, we visited the new business area, the Viertel 2, which is a newly created centre for international companies' headquarters. Then, after a short walk we arrived at the famous WU campus library, which was designed by Zaha Hadid.

Tuesday turned out to be really productive and interesting, I think everyone went to bed with the thought that it was a difficult day, but felt a sense of gratification from the intriguing, rewarding day.



DAY 3 - 10.06.2015

Wednesday started with an organisation meeting with our tutors. They made an introduction about what was to be the plan of our work so everyone could understand exactly what to do. When everything became clear, our main work commenced. After the excursions to both sites, every student got their own impressions about each site. Only one thing was left to do - decide which of sites one preferred to work on. Everyone made their own decision and stood on the left (Favoriten ring) or on the right (Westbahnhof) side of auditorium. There was an equal number interested in each site so we started to create teams with people from the opposite university. Everyone was able to choose the students which they wanted to work with.

After the organisation of teams, we brought tables and benches from the back and work began. Each team found it's own place to work; some inside, some created tables and benches from the wood blocks and pallets outside, others started to work on the grass in the shade.

Excursion:

During the day no one used computers and we created lots of sketches, analyses, logos and other hand drawn preparation for work on Thursday. When all of the teams formed conceptual ideas about their proposals, we started our excursion trip around Vienna.

The first site we visited this day was a new international transport HUB, the Hauptbahnhof, which was recently redevelopment in Vienna. Adjacent to that, in the 10th district a whole new residential area has been built: a place to live for more than 13,000 people.

A similar, but older project which we visited, was the Kabelwerk, where residential buildings were created in the place of an old Cable Factory. The similarity of the two projects helped us to realise how density works in urban residential districts.



DAY 4 - THURSDAY, 11.06.2015

Thursday was one of the hottest days during workshop. The heat made for difficult working conditions, but each team was determined to produce a good project. Most of the groups found tables or wooden boxes for their work inside the workshop lab in the shadow to avoid the intense sun.

The other side of 'hot' meant a day full intense work. We spent all the day from the opening at 9 AM till midnight, and beyond, working on our projects. On Thursday everyone brought their laptops for the work on the final presentations. From the early morning, students were fully engaged in the process of designing a new, innovative, viable scheme for their site. Each team had to devise an A0 sheet, describing their conceptual scheme, comprising of analyses, precedents and a concept. There was

a friendly atmosphere about the workshop. Everyone help everyone. Students were hard-working in the design projects and attracted much attention from passer-bys. Citizens and tourists, different people were interested to know what we were doing and what we were working on. Some of them came inside and took a look on our analysis on the wall and on the process of work.

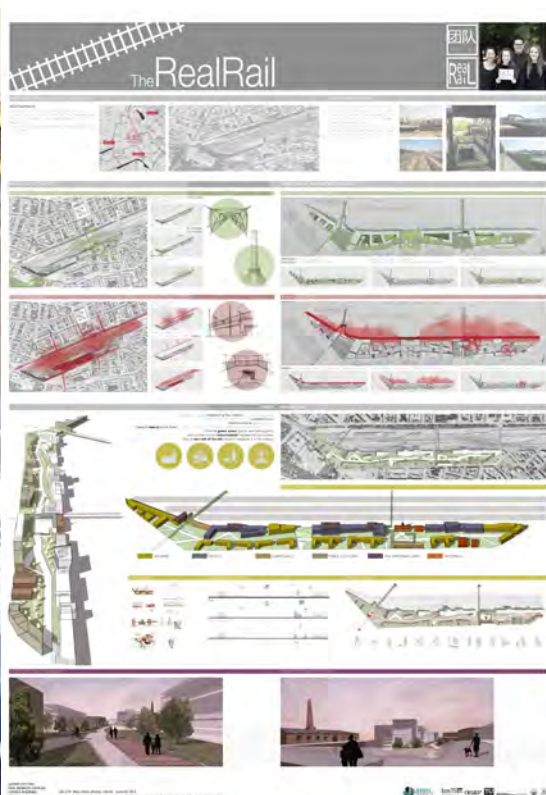
Each team analysed the existing site and its environment. Also every team had to devise the concept of the project and from this design it's name and logo. Work got finished for each team when all the separate images, drawings and sketches were put into the final layout for the presentation. Every team anxiously waited Friday morning and the final presentations.

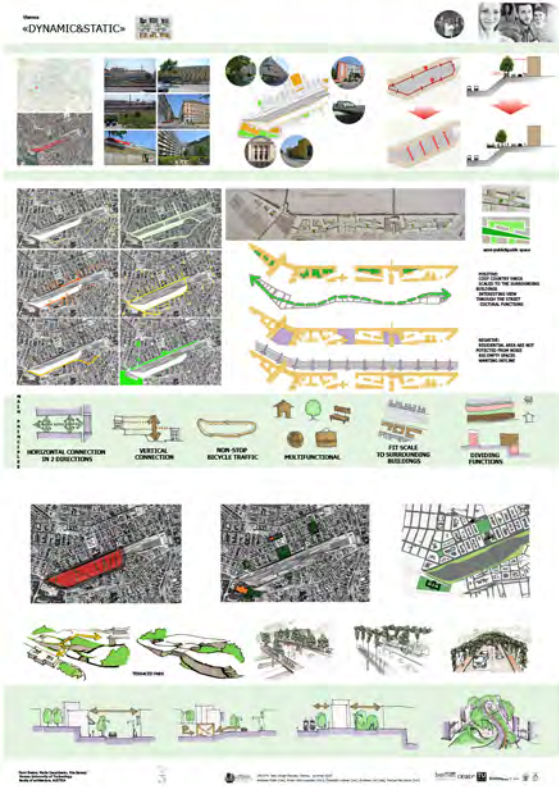


The last day of our workshop started with the printing and preparing of our presentations. Every team was dedicated to presenting their work as best they could.

We met at 10 AM in our workshop laboratory. Tutors explained Friday's schedule and the presentations began. Everyone felt excited because of the guest critic who had much beneficial advice for the teams. The guest critic works on contemporary architecture and design in Austria and other countries, including Ukraine. Students who were working on site #1 (Westbahnhof) presented first. Then the proposals of site #2 (Favoriten ring) got their turn. Each team had 5 minutes to introduce the concept and main idea of project. After the presentation everyone who

wanted to could ask questions about the site proposition. The tutors gave us constructive criticism about our projects, and highlighted their merits. Especially useful was the critic of the visiting architect. His opinions were fresh and inventive because he could analyse the proposals from an objective perspective. After presenting our work every team got useful information about what how we could improve our project over the coming weeks. It was day full of new perceptions and ideas. Students were greatly interested in the work of their colleagues and everybody left the presentation feeling inspired and resolute in progressing with their proposals.





RESULTS of the Workshop

Best Logos

We chose logos for the design studio from both universities. The result came out on the 8th June of kick-off. First and second prize both went to the logos from students in Lviv.



First prize:

The most important points for logo design are: simple enough to understand and directly express theme. As for the first prize, there is the "urban density" easy to be read at first sight. Besides, the icon next to the words is to indicate the theme.




Second Prize:


The design of the second prize is a joke to the way in which nowadays we increase density in the city and how we present the proposals to the public.

Best Sketches

After kick-off, we had the quick sketch for the impression of both sites.



For Westbahnhof site, the best sketch goes to this one. This sketch displays the main feature of the site. It also shows the potential of a joyful residential area.



For the Verteilerkreis site, the best sketch went to this one. This sketch is the impression one got of the traffic encircling the site. Heavy traffic and strong sunlight make the open suburban area unfriendly and unwelcoming to visitors.

Best Sketches

We also tried to imagine how these two sites will be like in the future and chose four best sketches.



Best logo for the Westbahnhof-site:

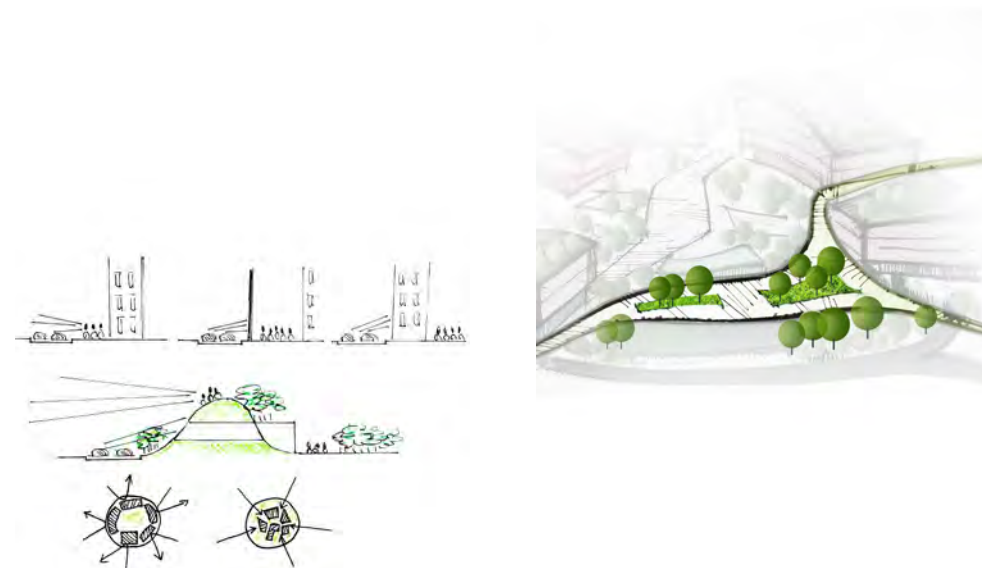
Important elements are expressed in the logo: the bridge, the train, historical buildings in site. In the centre there is a green area, which is the key point to solve the problem of the noise between the tracks and housing.



Best logo for the Verteilerkreis-site:

Emphasis is put on the island-like site. Green areas around and this place are to contribute to a liveable place on the site. High density here is expected to meet residential needs.

Other sketches



GROUP LIST

Lviv Team

Students:

Nadiya Demko
Mykhailo Hrytaak
Ivan Lypohey
Roman Ivanishchak
Uliana Sandu (Prtyka)
Anna Hotz
Vasylyna Harbar
Yaryna Kulyasa
Leonita Rudenko
Taras Pakholiuk
Valeriya Pakholuk
Mykhailo Faydula
Solomiya Konyk
Andriy Ortnsky
Nataliya Guch

Tutors:

Prof. Halyna Petryshyn
Anton Kolomyeytsev

Vienna Team

Students:

Rita Baranyl
Raul Benages Catalan
Fanni Anna Breiner
Olivia Campbell
Mariia Danylchenko
Kamila Drsata
Ruowei Jiang
Lilian Mandalios
Róisín McHugh
Katie Nicholson
Giorgia Pierieoni
Benjamin Ross
Lu Yu
Ying Yuan

Tutors:

Andreas Hofer
Elizabeth Leitner
Andreas Lint

